

KillTest

質量更高 服務更好



學習資料

<http://www.killtest.net>

一年免費更新服務

Exam : **1Z0-141**

Title : Oracle9i forma
Developer:build internet
applications

Version : DEMO

1.You want to create a calculated item in the Control block of the Human Resources form. This item will contain the total of employee salaries for employees in a particular department. Which statement is true about how to create the calculated item?

- A.You can create it by first creating a text item and then changing the item type.
- B.You can create it in the Layout Editor using a special tool that creates a calculated item.
- C.You can create it by first creating a display item and then setting appropriate properties in its Calculation property group.
- D.You can create it in the Layout Editor by selecting the Salary item of the Employees block, selecting the Control block from the block list, clicking the Text Item tool, and drawing a text item on the canvas to automatically calculate a sum of the selected Salary item.

Correct:C

2.You have the Orders form open in Forms Builder. You create an object group in the Orders form and you try to drag various components in the Object Navigator to the object group. Which two components will you be unable to place in the object group? (Choose two.)

- A.the Orders block of the Orders form
- B.the Order_CV canvas of the Orders form
- C.the When-New-Item-Instance trigger of the Order_Items.Quantity item in the Orders form
- D.the When-New-Form-Instance trigger of the Orders form
- E.the Product_Id item in the Order_Items block of the Orders form

Correct:C E

3.Your company assigns three possible credit ratings to customers: Poor, Good, and Excellent (represented numerically by 1, 2, and 3). The DBA has just added a RATING column to the CUSTOMERS table and has asked you to add an item to your form so that credit ratings can be recorded. To restrict data entry clerks to one of these three values, you decide to create a radio group for the Rating item. You want to allow for an undetermined (Null) credit rating, and users should be able to update the credit rating from a value to an undetermined rating. How can you implement this?

- A.Create three radio buttons for each of the credit ratings, and set the Mapping of Other Values for the radio group to Null.
- B.Create three radio buttons for each of the credit ratings, and set the Mapping of Other Values for the radio group to one of the credit rating values.
- C.Create four radio buttons, and leave blank the value for the undetermined credit rating.
- D.Choose a different type of input item, because radio groups do not allow entry and update of null values.

Correct:C

4.The two-column LOCATION Record Group has 10 rows. At run time, the user wants to mark two or more LOCATION records for use by another Forms Builder object. The rows will be used to construct a WHERE clause for a subsequent data block query. Which built-in enable individual rows to be marked?

- A.ADD_GROUP_COLUMN
- B.SET_RECORD_PROPERTY
- C.GET_GROUP_SELECTION
- D.SET_GROUP_SELECTION
- E.RESET_GROUP_SELECTION
- F.GET_GROUP_RECORD_NUMBER

Correct:D

5.You created a query Record Group at design time. Which built-in can you use to execute the query defined in the Record Group object?

- A.ADD_GROUP_ROW
- B.POPULATE_GROUP
- C.ADD_GROUP_COLUMN
- D.SET_GROUP_SELECTION
- E.CREATE_GROUP_FROM_QUERY
- F.POPULATE_GROUP_WITH_QUERY

Correct:B

6.Which two statements correctly describe the relationship between a content canvas and a window? (Choose two.)

- A.Only one content canvas can be associated with a window.
- B.Only one content canvas at a time can appear in a window.
- C.One or more content canvases can be associated with a window.
- D.A content canvas can be associated with two or more windows.
- E.A content canvas cannot be larger than the window with which it is associated.
- F.A maximum of two content canvases can appear in a window at the same time.

Correct:B C

7.In a multiform application, one form must invoke another. The form modules are called Customers and Orders internally, but the compiled files are saved as CUST.FMX and ORD.FMX, respectively. There is a button in the Customers form with a When-Button-Pressed trigger to invoke the Orders form. There is a requirement that only one Orders form can be running at a time, so the trigger must check to see if the form is already open. If it is open, the focus must be sent to it. If it is not open, it has to be opened. Which of these trigger codes will achieve the required functionality?

- A.IF NOT FIND_FORM('ord') THEN OPEN_FORM('ord'); ELSE GO_FORM('orders'); END IF;
- B.IF ID_NULL(FIND_FORM('ord')) THEN OPEN_FORM('orders'); ELSE GO_FORM('ord'); END IF;
- C.IF ID_NULL(FIND_FORM('orders')) THEN OPEN_FORM('ord'); ELSE GO_FORM('orders'); END IF;
- D.IF NOT FIND_FORM('orders') THEN OPEN_FORM('orders'); ELSE GO_FORM('ord'); END IF;

Correct:C

8.Consider the following scenario: In a multiform application, the user started in FormA. 1. From FormA, the user invoked FormB using CALL_FORM. 2. From FormB, the user invoked FormC using OPEN_FORM. 3. From FormC, the user invoked FormD using OPEN_FORM. 4. From FormB, the user invoked FormE using CALL_FORM. There is an additional form in the application, called FormF. Which statement is true?

- A.FormF can be invoked from FormC using CALL_FORM.
- B.FormF can be invoked from FormA using OPEN_FORM.
- C.FormF can be invoked from FormD using CALL_FORM.
- D.FormF can be invoked from FormE using CALL_FORM.
- E.FormF can be invoked from FormB using OPEN_FORM.

Correct:D

9.In the Orders form you define five LOVs, and you create one button to be used to display any of the LOVs. The button is enabled only when the user navigates to a field with an attached LOV. If

the user supplies only part of the required input data, the LOVs use that input as search criteria to automatically reduce the LOV contents. If the LOVs hold only one value that can possibly match user-supplied input, then the LOVs auto-complete the input field and are not displayed. Which built-in and properties should you use to display the LOVs?

- A. Use the List_Values(RESTRICT) built-in, and set the Mouse Navigate property value to NO.
- B. Use the List_Values(RESTRICT) built-in, and set the Mouse Navigate property value to YES.
- C. Use the List_Values(NO_RESTRICT) built-in, and set the Mouse Navigate property value to NO.
- D. Use the List_Values(NO_RESTRICT) built-in, and set the Mouse Navigate property value to YES.
- E. Use the Show_LOV built-in, and set the Mouse Navigate property value to YES.
- F. Use the Show_LOV built-in, and set the Mouse Navigate property value to NO.

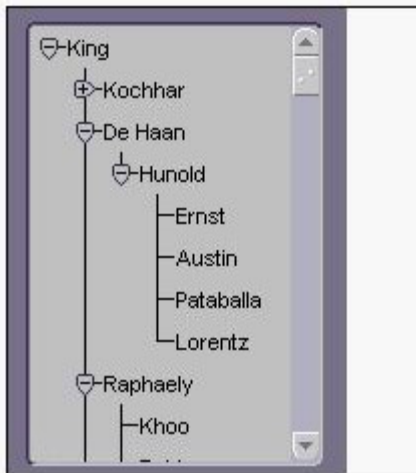
Correct:A

10.To centralize some of your processing, you decide to write PL/SQL library modules that contain procedures that can be called from form triggers or menu items. You need to populate some fields based on values in other fields. Which code do you use?

- A. `IF FIND_ITEM('ORDERS.order_total') > 10000 THEN FIND_ITEM('ORDERS.large_order') := 'Y'; MESSAGE('WARNING - large order!'); END IF;`
- B. `IF :ORDERS.order_total > 10000 THEN :ORDERS.large_order := 'Y'; MESSAGE('WARNING - large order!'); END IF;`
- C. `IF 'ORDERS.order_total' > 10000 THEN 'ORDERS.large_order' := 'Y'; MESSAGE('WARNING - large order!'); END IF;`
- D. `IF :ORDERS.order_total > 10000 THEN COPY('ORDERS.large_order','Y'); MESSAGE('WARNING - large order!'); END IF;`
- E. `IF NAME_IN('ORDERS.order_total') > 10000 THEN COPY('Y','ORDERS.large_order'); MESSAGE('WARNING - large order!'); END IF;`

Correct:E

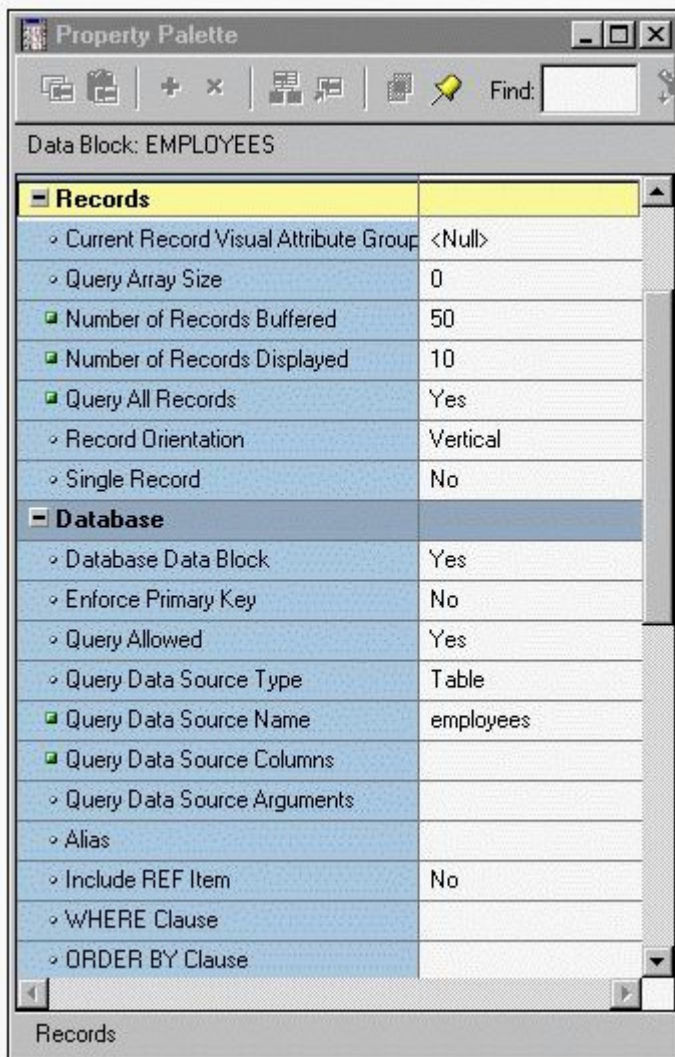
11.View the Exhibit. You are coding a When-New-Form-Instance trigger to populate a hierarchical tree item called Emp_Tree that should initially appear as shown in the exhibit. Mr. King, the president of the company, is the only employee who does not have a manager. In the trigger, you declare a variable called rg_emps that is of the RECORDGROUP data type. You will use this record group to populate the tree. You use the following code to create the record group: `rg_emps := Create_Group_From_Query('rg_emps', 'select 1, level, last_name, NULL, to_char(employee_id) from employees connect by prior employee_id = manager_id start with manager_id is null');` You then programmatically populate the record group, and then populate the tree with the record group. You run the form to test it. Will the tree initially appear as shown? If not, why not?



- A. Yes, the tree will appear as shown.
- B. No. The first element selected in the select statement should be 4 because you want four levels of the tree to be displayed.
- C. No. You should eliminate the last element selected in the select statement, because you do not want to display the employee ID.
- D. No. The "connect by" statement should be "connect by prior manager_id = employee_id".

Correct:A

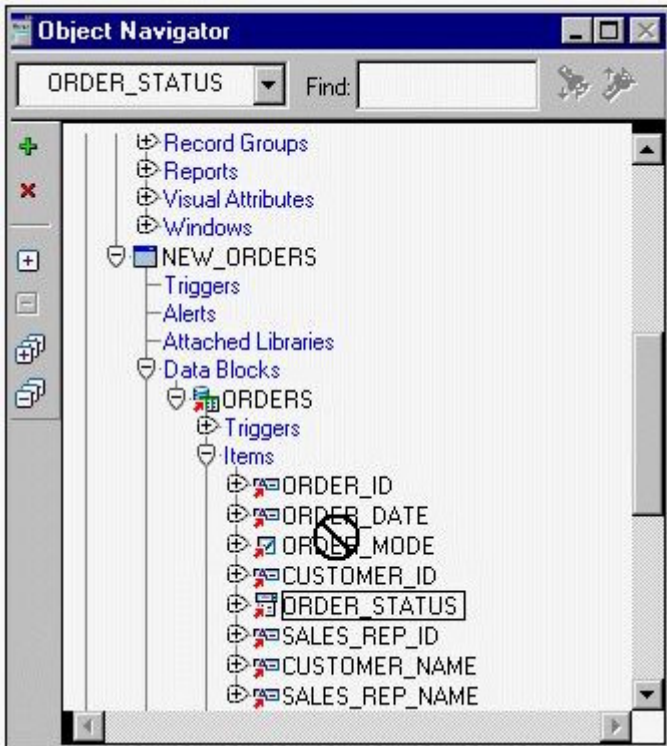
12. View the Exhibit. The EMPLOYEES table contains 100 records. You are developing a Human Resources form that has an Employees block with properties as shown in the exhibit. When you run the form and execute a query in the Employees block, approximately how many network round trips will be made to the server before records are displayed in the block?



- A.1
- B.2
- C.10
- D.50
- E.100

Correct:C

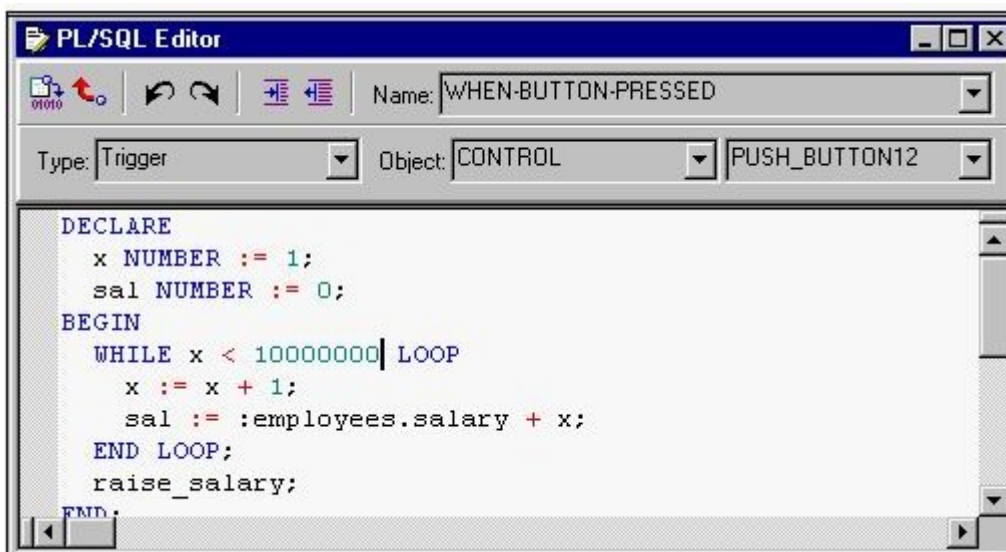
13.View the Exhibit. You are modifying the New_Orders form. You want to change the navigation order of the Orders block so that Order_Status is between Order_Date and Order_Mode in the navigation order. You attempt to drag the Order_Status item in the Object Navigator (as shown in the exhibit), but Forms does not allow you to release the item in the desired position. Why is this happening, and what can you do to change the navigation order?



- A. Because the data block is subclassed, you cannot change the order of items in the object navigator, but you can change item properties to affect the navigation order.
- B. Because the data block is subclassed, you can only drag objects to a lower position in the Object Navigator, so you can drag Order_Mode and Customer_Id to a position below Order_Status.
- C. Because the data block is subclassed, you will have to delete the object and then create it again in the desired position.
- D. Because the item is subclassed, you cannot change any of its properties.

Correct:A

14. View the Exhibit. You are running a form in debug mode, but you have not set any breakpoints in the code. You click a button that invokes the code shown in the exhibit. While the code executes, you decide to examine the variable values in the loop. Which menu items in the Forms Builder Debug menu would you choose?



- A. Stop, Debug Windows > Variables
- B. Pause, Debug Windows > Variables
- C. Stop, Debug Windows > Form Values
- D. Pause, Debug Windows > Form Values
- E. Step Into, Debug Windows > Variables
- F. Step Into, Debug Windows > Form Values

Correct: B

15. The Warehouse.fmb module contains two data blocks. You want to display items from each data block on separate content canvases. You must ensure that both content canvases are visible together at run time. Which two statements about content canvases are correct? (Choose two.)

- A. A window cannot display more than one content canvas during a run time session.
- B. A content canvas can be associated with a window by setting the Window property of the canvas.
- C. Two or more content canvases can be displayed by associating each of them with a different window.
- D. A content canvas can be associated with a window by setting the Primary Canvas property of the window.
- E. A content canvas can be associated with two or more windows by setting the Primary Canvas property of the windows.
- F. Two or more content canvases can be displayed by setting their viewports to be smaller than the window with which they are to be associated.

Correct: B C

16. LibraryA and LibraryB are in the working directory of the Employees form. Library A is attached to the Employees form. There is a stored procedure in the database called Raise_Salary which must be called without any parameters. There is no Raise_Salary procedure in the form or in the attached library. A When-Button-Pressed trigger in the Employees form contains this code: raise_salary; Where does Forms search for the Raise_Salary procedure?

- A. first in the attached library, then in the database
- B. first in the form module, then in the attached library
- C. first in the form module, then in the attached library, then in the database
- D. first in the form module, then in the attached library, then in other libraries in the working directory, then in the database
- E. in the form module only
- F. in the attached library only
- G. in the database only

Correct: C

17. You need to resize the INVENTORY tab canvas. The Viewport Width and Height properties are 200 and 300. You change the values to 150 and 120, respectively. What implication may this have on your design?

- A. Some tab pages may be obscured at run time.
- B. By decreasing the Viewport Width property, some tab pages may be deleted.
- C. Objects previously within the borders of a tab page may fall outside the tab page border, and you will get compilation errors.
- D. Objects previously within the borders of a tab page may fall outside the tab page border and will be visible at run time only by navigating to them programmatically.
- E. Objects previously within the borders of a tab page may fall outside the tab page border and will be

assigned to the null canvas.

Correct:C

18.Which two statements about a Non-Query Record Group are true? (Choose two.)

- A.The Record Group is associated with a query at run time or at design time.
- B.The Record Group can be created and modified only at run time.
- C.The Record Group can be created and modified only at design time.
- D.The Record Group can be created and modified at design time or at run time.
- E.You can modify the structure of this Record Group by adding columns and rows.
- F.The Record Group is associated with a query only at design time.

Correct:B E

19.You are developing a Human Resources form for HR clerks to insert, update, and delete records from the EMPLOYEES table. When the user commits records, Forms displays the default informative message "FRM-40400: Transaction complete: records applied and saved." You want to replace that with the message "Records inserted: Records updated: Records deleted: ", where represents the number of records inserted, updated, and deleted. Which triggers must you create or modify to accomplish this?

- A.On-Message only
- B.Post-Commit and On-Message
- C.Post-Database-Commit and On-Message
- D.When-Validate-Record and On-Message
- E.Post-Insert, Post-Update, Post-Delete, and On-Message

Correct:E

20.What type of message indicates a Forms message that cannot be suppressed?

- A.a Busy message
- B.a level 0 message
- C.a Working message
- D.a level 25 message
- E.a level 50 message
- F.a message with a level less than 0
- G.a message with a level greater than 25
- H.a message with a level greater than 50

Correct:G